



# ***CLAY FIRE***



## ***2020 ANNUAL REPORT***




***"To Help Others"***



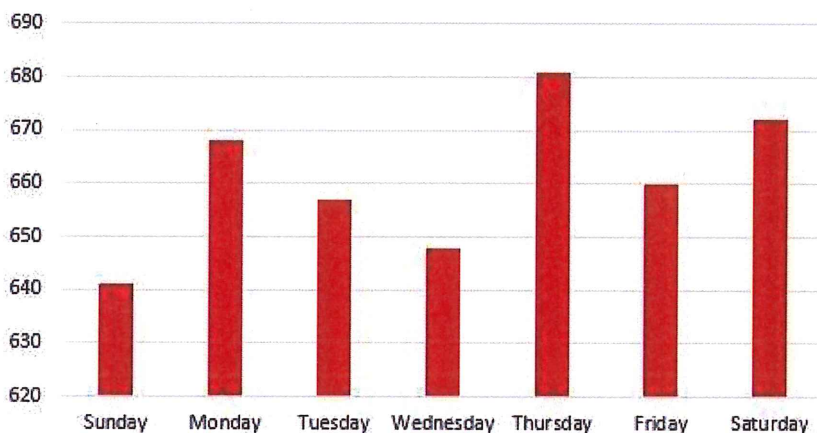
# 2020 STATISTICS

# 4,627

The total number of emergency responses handled by **Clay Fire**



Calls By Day of the Week



TYPE OF CALL	
MEDICAL	2911
CITIZEN ASSIST	407
MUTUAL AID	332
FIRE ALARMS	304
MOTOR VEHICLE CRASH	273
MISCELLANEOUS	157
HAZ-MAT	131
VEHICLE/FIELD FIRE	62
STRUCTURE FIRE	42
RESCUE / ENTRAPMENT	8

## SHIFT RUN REPORT

**A-Shift**

**B-Shift**

**C-Shift**

**1,629**

**1,512**

**1,485**



# TRAINING DIVISION


---

2020 was a busy year for the Training Division. In 2020, members of **CLAY FIRE** completed **28,590 hours** of training. The highlights of that training include:



- **Fire Training:** 9,209 hours
- **EMS Training:** 5,723 hours
- **Driver Training:** 5,624 hours
- **Officer Training:** 2,022 hours

The following certification classes were offered in 2020:



- Fire Officer II
  - Fire Officer III
  - Instructor II/III
  - Firefighter I/II
  - EMT-Basic
- 
- 14 individuals are currently attending Recruit Academy Class 18
  - 4 members continued to pursue the Executive Fire Officer (EFO) designation through the National Fire Academy



Lastly, **CLAY FIRE** was awarded a **\$7,000** infrastructure grant which will be used for a training tower expansion that will be completed in 2021.

---



# COMMUNITY RISK REDUCTION DIVISION

# 3,095

The total number of inspections completed by the CRR Division in 2020



## COMMUNITY CONNECTIONS



**353,041**



**107,200**



**10,549**



**313**



- 56 housing projects valued at \$20,779,299.00
- 37 commercial projects valued at \$9,320,258.00

TYPE OF INSPECTION	
ANNUAL	1045
REINSPECTION	1171
FIRE PROTECTION	344
CONSTRUCTION SITE VISIT	179
SCHOOLS	172
FINAL	19
PLANS REVIEW	18
OTHER	147



# EMS DIVISION

## 2,911

The total number of  
medical calls handled  
by **CLAY FIRE**



Transports by medic unit for 2020

	Jan	Feb	Mar	Apr	May	Jun	Jul	Aug	Sep	Oct	Nov	Dec	Grand Total	
Medic Unit														
M21		88	93	88	95	86	89	91	96	103	112	92	89	1122
M22										2		1		3
M24		72	81	67	61	59	71	84	75	72	77	74	67	860
Grand Total		160	174	155	156	145	160	175	171	177	189	167	156	1985

2020 EMS PATIENT IMPRESSIONS	
INJURY	384
WEAKNESS	366
PAIN (NON-TRAUMA)	283
CARDIAC	267
RESPIRATORY	202
ALTERED MENTAL STATUS	200
SEIZURE	86
DIABETIC PROBLEM	73
STROKE	53



**2020 AVERAGE  
SCENE TIME...**

20 MINUTES 59 SECONDS





In 2020, **CLAY FIRE** was awarded a Staffing for Adequate Fire & Emergency Response (SAFER) through FEMA. The grant award was **\$2,110,050** and will allow for the hiring of **9** additional career firefighters. The new firefighters are expected to be hired in the spring of 2021.



## ***CONNECT WITH US...***

**CLAY FIRE** uses many different methods to communicate with the citizens we serve. We encourage you to connect with us via the following methods:



## ***BY THE NUMBERS...***

- 5 Stations
- Coverage area 52 square miles
- 70,000 population served
- 70 career personnel
- 48 part-time personnel
- 5 engines
- 2 battalions
- 2 ambulances
- 1 squad
- 1 truck
- 1 Tanker

